



LOGOS

High Pressure Gas Regulators



Product Order Guide

High Pressure Gas Regulators are essentially valves that control the pressure of a fluid in a system. There are mainly two types of pressure regulators, pressure reducing and back pressure regulators.

Pressure Reducing Regulators control the pressure of the downstream by the help of either a diaphragm or a piston. The outlet pressure can be adjusted by the handle of the regulator or it can be pre-set to a desired value as per the type of the regulator. The pressure reducing regulators are normally-open and they are mostly installed before sensitive equipment in order to protect it.

Back Pressure Regulators, on the other hand, control the pressure of the upstream. They basically have the same working principle of the pressure reducing regulators, only major difference is that back pressure regulators are normally-close. To prevent any damages to sensitive equipment, they can be installed either parallel to or after. The inlet pressure of the regulator is kept constant and the vent opens if inlet pressure exceeds the set value.

High Pressure Gas Regulators are tested both for performance and leakage at their respective pressures. The tests are conducted either with Argon and Nitrogen gases.

High Pressure Gas Regulators are cleaned compliant with DEF/STAN 58-96/4. After the regulators successfully pass every test, they are packaged accordingly to protect them from any damage or impurities.



Robust and Leaktight Design

316SS Body Structure

5 Pressure Range Options

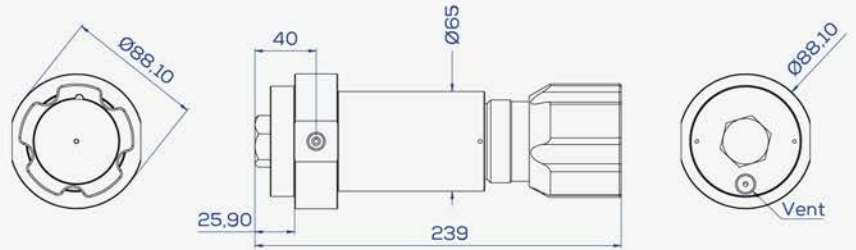
Captured Venting

Low Dead Volume

DEF-STAN 58/96 (Table 2) Compliant

High Resistance to OverPressure

Our most heavy-duty and sturdy regulator with **pressure control range up to 690 bar.**



Design Temperature	-45°C/+71°C
Working Temperature	-40°C/+60°C
Max Inlet Pressure	690 Bar
Flow Capacity	For Flow Curve See 240514 Logos Catalog
Weight	5.000 gr
Max Size	Ø89x240 mm
Seat Material	PEEK
Back Up Rings	PTFE + PEEK

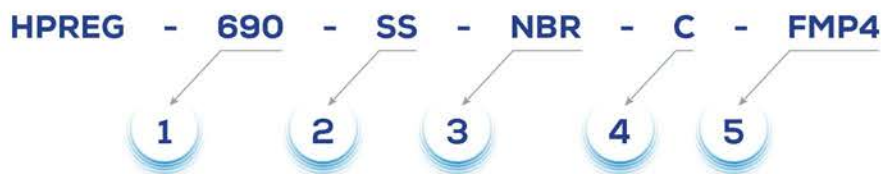
Component	Material
Spring	302SS
Stem	316SS
Seat	PEEK
Filter	316SS
Poppet	316SS
Body	316SS
Piston	316SS

Order Information

Special Regulator Assemblies

You can create the regulator assembly order number by combining the designs in the order shown below.

Order Numbers



1- Pressure Control Range

- 105 = 0.68-105 Bar (10-1.500 psi)
- 175 = 1-175 Bar (15-2.000 psi)
- 250 = 1.7-250 Bar (25-2.900 psi)
- 415 = 3.4-415 Bar (50-6.000 psi)
- 690 = 6.8-690 Bar (100-10.000 psi)

4- Venting

Captured-Venting: C

2- Body Material

316SS: SS

5- Connection Type

1/4 FMP4

3- O-Ring

NBR: NBR



Robust and Leaktight Design

316SS Body Structure

6 Pressure Range Options

Self-Venting

Low Dead Volume

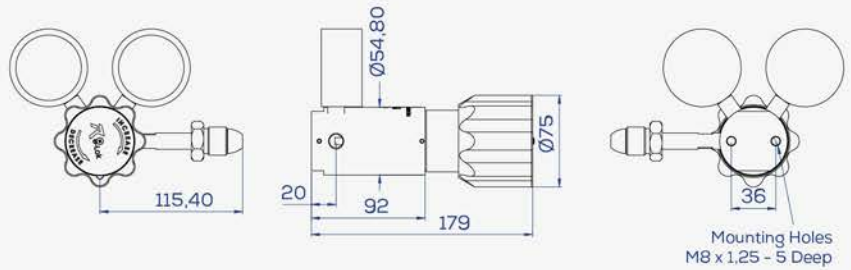
DEF-STAN 58/96 (Table 2) Compliant

High Resistance to OverPressure

BS341 nr.3 Cylinder Connection*

*Tested with Nitrogen, Argon, and Dry Air gases.

Our robust regulator to use with *any type of gas cylinder.*



Design Temperature	-45°C/+71°C
Working Temperature	-40°C/+60°C
Max Inlet Pressure	550 Bar
Flow Capacity	For Flow Curve See 240514 Logos Catalog
Weight	2.750 gr
Max Size	200x190x130 mm
Seat Material	PEEK
Back Up Rings	PTFE

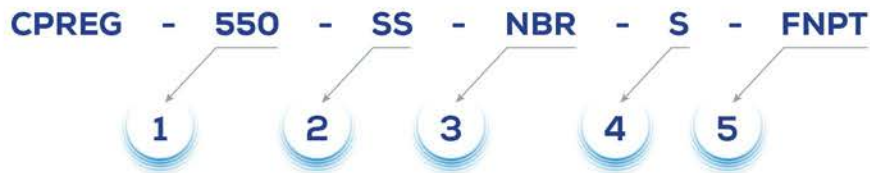
Component	Material
Knob Handle	Polyamide
Spring	302SS
Stem	316SS
Seat	PEEK
Filter	316SS
Poppet	316SS
Body	316SS
Piston	316SS

Order Information

Special Regulator Assemblies

You can create the regulator assembly order number by combining the designs in the order shown below.

Order Numbers



1- Pressure Control Range

- 50 = 0-50 Bar (0-725 psi)
- 100 = 0-100 Bar (0-1.450 psi)
- 140 = 0-140 Bar (0-2.000 psi)
- 200 = 0-200 Bar (0-2.900 psi)
- 414 = 0-414 Bar (0-6.000 psi)
- 550 = 0-550 Bar (0-8.000 psi)

4- Venting

Self-Venting: S

2- Body Material

316SS: SS

5- Connection Type

1/4 Female NPT

3- O-Ring

NBR: NBR



Robust and Leaktight Design

Lightweight and Compact

316SS Body Structure

3 Pressure Range Options

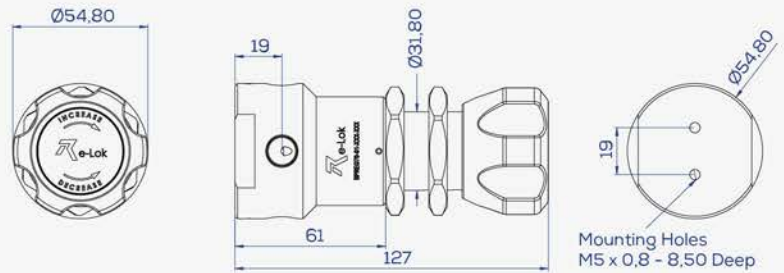
Self-Venting

Low Dead Volume

DEF-STAN 58/96 (Table 2) Compliant

High Resistance to OverPressure

Our most heavy-duty and sturdy regulator with **pressure control range up to 250 bar.**



Design Temperature	-45°C/+71°C
Working Temperature	-40°C/+60°C
Max Inlet Pressure	250 Bar
Flow Capacity	For Flow Curve See 240514 Logos Catalog
Weight	1.600 gr
Max Size	Ø55x130 mm
Seat Material	PEEK
Self-Venting Seat Material	PEEK
Back Up Rings	PTFE

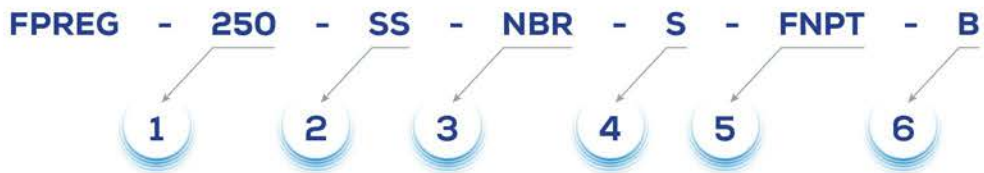
Component	Material
Knob Handle	Polyamide
Spring	302SS
Stem	316SS
Seat	PEEK
Filter	316SS
Poppet	316SS
Body	316SS
Piston	316SS

Order Information

Special Regulator Assemblies

You can create the regulator assembly order number by combining the designs in the order shown below.

Order Numbers



1- Pressure Control Range

- 70 = 0-70 Bar (0-1.015 psi)
- 140 = 0-140 Bar (0-2.000 psi)
- 250 = 0-250 Bar (0-3.625 psi)

4- Venting

Self-Venting: S

2- Body Material

316SS: SS

5- Connection Type

1/4 Female NPT

3- O-Ring

NBR: NBR
FKM: FKM

6- Pressure Gauge

2:2 Gauge



Robust and Leaktight Design

Lightweight and Compact

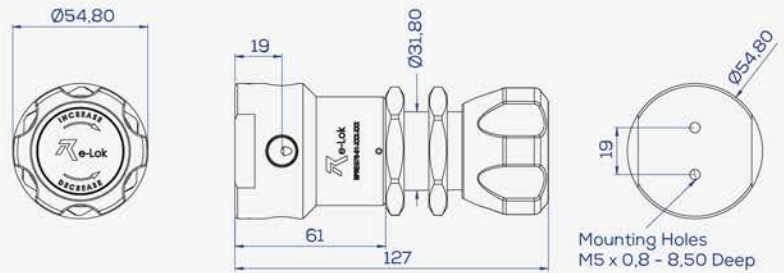
316SS Body Structure

3 Pressure Range Options

DEF-STAN 58/96 (Table 2) Compliant

High Resistance to OverPressure

*Our one and only
Back Pressure Regulator with
sensitive pressure control.*



Design Temperature	-45°C/+71°C
Working Temperature	-40°C/+60°C
Max Inlet Pressure	250 Bar
Flow Capacity	For Flow Curve See 240514 Logos Catalog
Weight	1.230 gr
Max Size	127x55x55 mm
Seat Material	PEEK
Back Up Rings	PTFE

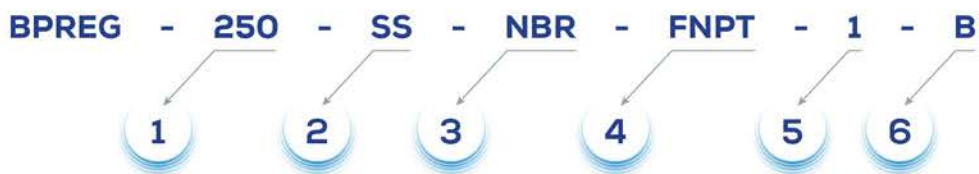
Component	Material
Knob Handle	Polyamide
Spring	302SS
Stem	316SS
Seat	PEEK
Filter	316SS
Poppet	316SS
Body	316SS
Piston	316SS

Order Information

Special Regulator Assemblies

You can create the regulator assembly order number by combining the designs in the order shown below.

Order Numbers



1- Pressure Control Range

- 70 = 0-70 Bar (0-1.015 psi)
- 140 = 0-140 Bar (0-2.000 psi)
- 250 = 0-140 Bar (0-3.600 psi)

4- Venting

Self-Venting: S

2- Body Material

316SS: SS

5- Connection Type

1/4 Female NPT

3- O-Ring

NBR: NBR
FKM: FKM

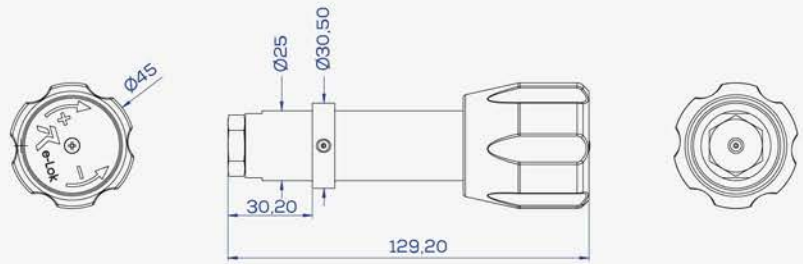
6- Pressure Gauge

2:2 Gauge



- Robust and Leaktight Design
- Lightweight and Compact
- 316SS Body Structure
- Handle or Set Screw Options
- Almost Zero Dead Volume
- DEF-STAN 58/96 (Table 2) Compliant
- High Resistance to OverPressure

Our tiny but mighty regulator with set pressure up to 414 bar.



Design Temperature	-45°C/+71°C
Working Temperature	-40°C/+60°C
Max Inlet Pressure	414 Bar
Flow Capacity	For Flow Curve See 240514 Logos Catalog
Weight	350 gr
Max Size (Without Handle)	Ø30,50x120 mm
Max Size (With Handle)	Ø45x120 mm
Seat Material	PEEK
Back Up Rings	PTFE

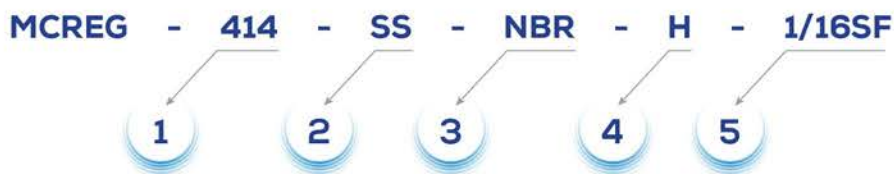
Component	Material
Knob Handle	Polyamide
Spring	302SS
Stem	316SS
Seat	PEEK
Filter	316SS
Poppet	316SS
Body	316SS
Piston	316SS

Order Information

Special Regulator Assemblies

You can create the regulator assembly order number by combining the designs in the order shown below.

Order Numbers



1- Pressure Control Range

414 = 0-414 Bar (0-6.000 psi)

4- Handle Type

H: Handle
S: Set Screw

2- Body Material

316SS: SS

5- Connection Type

1/16 SF

3- O-Ring

NBR: NBR
FKM: FKM



Robust and Leaktight Design

Lightweight and Compact

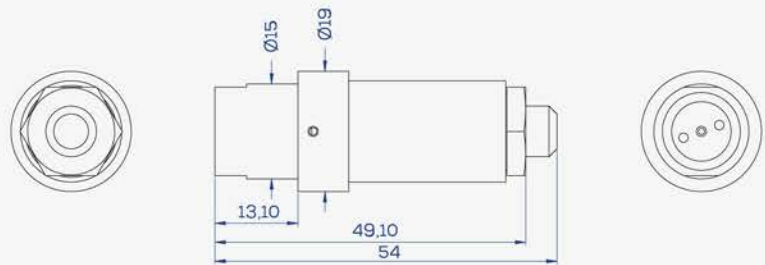
316SS Body Structure

Almost Zero Dead Volume

DEF-STAN 58/96 (Table 2) Compliant

High Resistance to OverPressure

Our tiny but mighty regulator with set pressure up to 414 bar.



Design Temperature	-45°C/+71°C
Working Temperature	-40°C/+60°C
Max Inlet Pressure	414 Bar
Flow Capacity	For Flow Curve See 240514 Logos Catalog
Weight	75.0 gr
Max Size	Ø19x60 mm
Seat Material	PEEK
Back Up Rings	PTFE

Component	Material
Knob Handle	Polyamide
Spring	302SS
Stem	316SS
Seat	PEEK
Filter	316SS
Poppet	316SS
Body	316SS
Piston	316SS

Order Information

Special Regulator Assemblies

You can create the regulator assembly order number by combining the designs in the order shown below.

Order Numbers

MSREG - 414 - SS - NBR

1- Pressure Control Range

414 = 0-414 Bar (0-6.000 psi)

3- O-Ring

NBR: NBR

FKM: FKM

2- Body Material

316SS: SS



LOGOS



Address

Logos Kimya Teknolojileri Sanayi ve Ticaret Ltd. Őti.
OstimOSB Mah. 1151. Sk No: 66 Göl 86 Sitesi
Yenimahalle Ankara Türkiye

Contact

Phone: +90(312) 385 20 82
Email: info@logoskimya.com